

AIROH

AWC 2 / AWC 4

FOLLOW THE SOUND



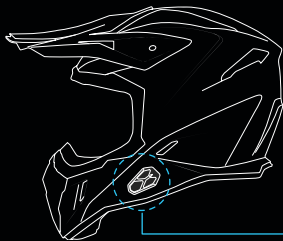
BREAK THE SILENCE

AVIATOR ACE 2

COMMUNICATION SYSTEM INSTALLATION

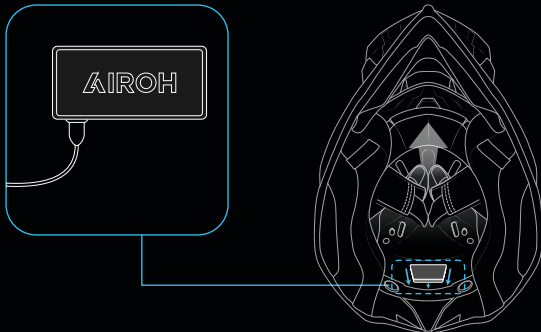
AWC 2 / AWC 4

CORRECT LATERAL POSITIONING



ONLY FOR **AWC 4**

CORRECT REAR POSITIONING OF THE **BATTERY**



AWC 2 / AWC 4

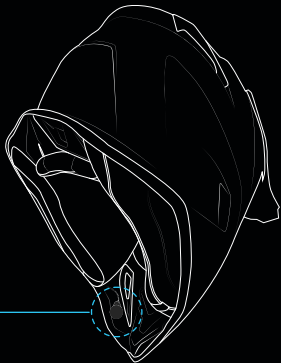
INTERNAL MICROPHONE PLACEMENT



**AVIATOR ACE 2
INCOMPATIBLE**



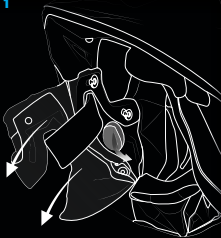
**AVIATOR ACE 2
COMPATIBLE**



AWC 2 / AWC 4


INTERNAL SPEAKERS PLACEMENT

1



**REMOVE THE
INNER FOAM PLUG**

2



**INSERT
THE SPEAKER**

*FOR SPECIFIC INSTRUCTION REFER TO
THE DEDICATED HELMET BOOKLET*

AIROH

LOCATELLI S.P.A

VIA DELLA RESISTENZA, 5/A, ALMENNO
SAN BARTOLOMEO 24030 BG - ITALY