

AIROH

AWC 2 / AWC 4

FOLLOW THE SOUND



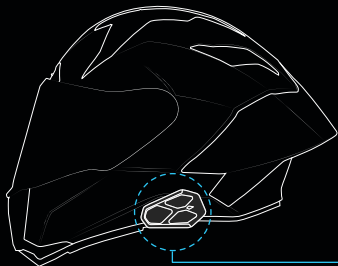
BREAK THE SILENCE

GP 800 / GP 800 FIM

COMMUNICATION SYSTEM INSTALLATION

AWC 2 / AWC 4

CORRECT LATERAL POSITIONING



ONLY FOR **AWC 4**

CORRECT REAR POSITIONING OF THE **BATTERY**



AWC 2 / AWC 4

INTERNAL MICROPHONE PLACEMENT



GP 800 & FIM
INCOMPATIBLE



GP 800 & FIM
COMPATIBLE



AWC 2 / AWC 4

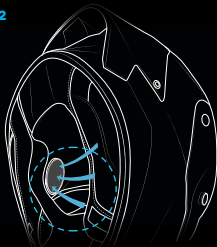
INTERNAL SPEAKERS PLACEMENT

1



**REMOVE THE
INNER FOAM PLUG**

2



**INSERT
THE SPEAKER**

*FOR SPECIFIC INSTRUCTION REFER TO
THE DEDICATED HELMET BOOKLET*

AIROH

LOCATELLI S.P.A

VIA DELLA RESISTENZA, 5/A, ALMENNO
SAN BARTOLOMEO 24030 BG - ITALY