

AIROH

AWC 2 / AWC 4

FOLLOW THE SOUND



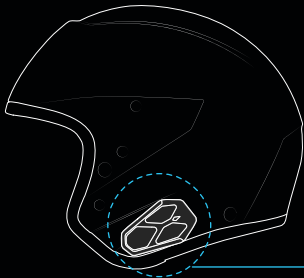
BREAK THE SILENCE

J 110

COMMUNICATION SYSTEM INSTALLATION

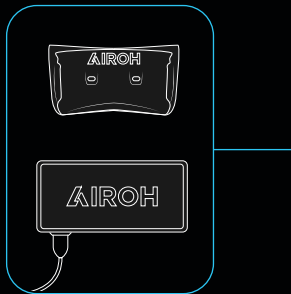
AWC 2 / AWC 4

CORRECT LATERAL POSITIONING



ONLY FOR **AWC 4**

CORRECT REAR POSITIONING OF THE **BATTERY**



1



2



AWC 2 / AWC 4

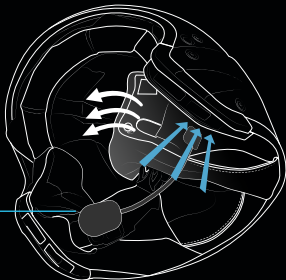
INTERNAL MICROPHONE PLACEMENT



J 110
COMPATIBLE



J 110
INCOMPATIBLE



AWC 2 / AWC 4

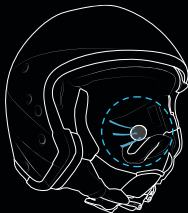
INTERNAL SPEAKERS PLACEMENT

1



REMOVE THE
INNER FOAM PLUG

2



INSERT
THE **SPEAKER**

FOR SPECIFIC INSTRUCTION REFER TO
THE DEDICATED HELMET BOOKLET

AIROH

LOCATELLI S.P.A

VIA DELLA RESISTENZA, 5/A, ALMENNO
SAN BARTOLOMEO 24030 BG - ITALY