

**AIROH**

**AWC 2 / AWC 4**

**FOLLOW THE SOUND**



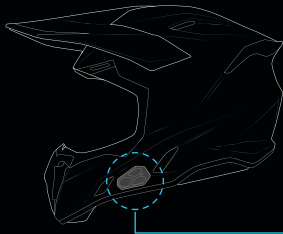
**BREAK THE SILENCE**

**TWIST 3**

**COMMUNICATION SYSTEM INSTALLATION**


# AWC 2 / AWC 4

CORRECT LATERAL POSITIONING



ONLY FOR **AWC 4**

CORRECT REAR POSITIONING OF THE **BATTERY**



# AWC 2 / AWC 4

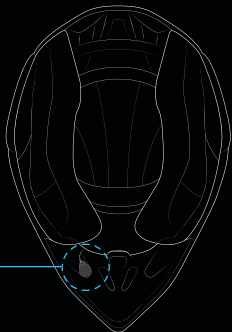
## INTERNAL MICROPHONE PLACEMENT



**TWIST 3  
INCOMPATIBLE**



**TWIST 3  
COMPATIBLE**



# AWC 2 / AWC 4

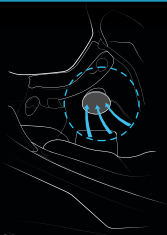
## INTERNAL SPEAKERS PLACEMENT

1



**REMOVE THE  
INNER FOAM PLUG**

2



**INSERT  
THE SPEAKER**

*FOR SPECIFIC INSTRUCTION REFER TO  
THE DEDICATED HELMET BOOKLET*

**AIROH**

**LOCATELLI S.P.A**

VIA DELLA RESISTENZA, 5/A, ALMENNO  
SAN BARTOLOMEO 24030 BG - ITALY